



FLEXI-stone
Bend it. Curve it. Stick it.




WWW.GLOBALSLABSALES.COM


INTRODUCING THE NEW ERA IN STONE



LET'S BEND IT TOGETHER. . .







INTRODUCING FLEXI - STONE

Flexi-stone is an innovative stone veneer made of 100% natural stone: from less than 1mm to 1.5mm thin, flexible and light weight.

To produce Flexi-stone the most beautiful stone blocks from around the world are chosen. With our revolutionary method we are able to produce many paper thin veneers from one large slate block. The back is reinforced with proprietary fiberglass or flexible cotton for better stability and easy processing. All components of Flexistone are harmless to health and correspond to the highest quality standards.

Regardless if used for producing furniture, a wall or floor covering- even in your shower and as a beautiful piece of art with an incredible light effect: Flexi-stone has almost no limits.





GERMAN INNOVATION

01

Inventors of the technique and pioneers in the commercialization, on constant research and development for the best products.

16 years of experience, cutting edge technology, and a revolutionary method.

02

Available in 37 beautiful colors and structures

In 5 different stones: Slate, Myca, Limestone, Sandstone, Marble, including Translucent, 3D-formable material, big sizes and 3D shape panels.

03

Easy and fast installation

Reduce the cost of labor and storage, efficient installation, does not produce debris, extremely easy to transport, easy to cut.

04

The perfect product for every project

Suitable for indoor and outdoor applications.

Facades, walls, rounded columns, ceilings, curved walls, interior design, furniture, bathrooms and showers, backlight objects, kitchen and backslashes, accesories...

Suitable for nearly anything imaginable.

FLEXI-stone is a flexible stone veneer which can be applied over concrete, ceramic, wood, metal, plywood, fiberglass, backer board, tile, dry wall, painted surfaces, MDF, Masonite®, door skins, cabinetry as well as many other substrates. FLEXI-STONE has been tested as a covering veneer in many different environments, proving to be a superb material when a real stone finish is desired, but heavy solid stone may not be practical. FLEXI-STONE is not recommended for commercial flooring or counter-top applications.



HOW IT WORKS



PREPARATION

All sheets of FLEXI-stone should be spread on a surface to check the vein of the material and be able to sort them to get a evenly distributed wall or floor application.

PROTECTION

To protect the natural stone surface apply the impregnator or sealing with a sponge roller in a very thin layer cross-wise. If you use an impregnator: Let the material dry for 30 minutes and then wipe off any access moisture to ensure no staining in the material surface. This can be done before and after application.

ADHESIVES

It is advisable to wear rubber gloves while working with FLEXI-stone. For a full surface adhesion apply the adhesive to the back of the material or to the wall on which it shall be glued to with a B3 toothed shovel (Do not use a smooth scraper). Now apply the sheet to the required position and slightly press it onto the glued surface evenly. To reach the best possible result use a level and work from the bottom edge upwards or for flooring from on side to the other.

GROUTING

To make a grouting a joint space should be left between the sheets (if necessary tile spacers can be used). The edges should be taped off with masking tape. The tape should not be left on the sheets for too long. Please make sure, no adhesive is left on the sheet, when you pull of the tape. After taping the grouting can begin with natural stone silicon or special flexible grout. Afterwards pull off the tape immediatly before the grout is dry. Let the grout or silicon harden.



Be sure to check the darkening of material before installing!





EDGE ON EDGE



On the case of jointless bonding, adhesive may escape from the joint. In order to protect the sheet, the edges on the front should be covered with masking tape before applying the adhesive. If larger quantities of glue leak out, these can be carefully cleaned with the FLEXI-stone Special Cleaner. If there is still glue on the bumper, carefully apply the color-matching pigments of the FLEXI-stone Repairing Kit with a brush or by blowing. After hardening the adhesive, blow off the excess pigments.

CUTTING | DRILLING



The material can be cut and drilled with standard wood working materials. When cutting large amounts of material it is advisable to use diamond bladed tools. The material should be cut from the back for a clean finish.

CORNERS



To create corners the sheets should be cut to the correct form in the first step. Afterwards both pieces should be layed together edge to edge and fixed with packing tape over the complete seem to ensure tensile pressure when bending the edge. Add the adhesive to the seem from the back side of the material and to the full sheets.

After applying the material to the required area, the adhesive must have time to harden. Once the adhesive has hardened pull off the tape and slightly sand over the edge with a fine sandpaper. Depending on the requirement the corner can also be applied edge on edge and then sanded to the correct extent.

REMAINS OF GLUE



If glue sticks come on the sheets, you can carefully remove them with the FLEXI-stone Special Cleaner. Almost all types of adhesives can be removed in this way.



FLEXI-STONE SPECIFICATION

PRODUCT

FLEXI-stone consists of a layer of natural slate with 0,1 – 1,4 mm and a backing made of natural polyester with glass fibreSPE for strength and dimensional stability.

MATERIAL COLOURS AND CHANGES

Natural stone is an absolute timeless natural product, which evolved over millions of years in the earth's crust. Form and color variation are possible and invariably make every square meter to a unique design. We are always striving for little color variation in lots and structurally similar sheet decors. For large areas you should contact us if a specific color and structure is required. Please check our main catalogue or the sample set for the complete range of colors and patterns.

STANDARD SIZES

Standard size: 1.220 x 610 mm

Large formats: 2.400 x 1.220 mm / 3.050 x 1.220 mm

All three sizes are available for most colors and decors. For daily up-to-date availability please contact our sales department.

*) The dimensional tolerance is $\pm 1,5$ mm in length, width and at the right angles.

WEIGHT

approx. 1,5 – 2,8 kg/m²

THICKNESS

1,5 – 2,0 mm

DENSITY

1,45 kg/m²

THERMAL EXPANSION

0,5 – 0,8 mm
(by temperature variations up to 90°C)

TEMPERATURE RESISTANCE

up to 120°C

BENDABLE RADIUS

approx. 5 cm

UV-RESISTANCE TEST

Due to the weather hardly or minimal uniform deviations of the coloring arise.

Resistance against UV radiation (UV-B) to DIN EN ISO 11507

Test cycle: 4 hours; Radiation 50°C

4 hours; Bedew 40°C

Duration of test: 1.000 hours rating after 250h, 500h, 750h Rating: Change in color to DIN EN ISO 11664-4, Sp62 Fa. X-Rite Measurement geometry: d/8°, Kind of light: D65

FIRE RESISTANCE

FLEXI-stone as reached fire protection class Cfl-s1 (EN 13501-1) / B1 (DIN 4102). FLEXI-stone has is also available in a fire retardant version reaching class Cd0s3 in European Burning Classification. For more information please contact our sales department.

ABRASION TEST

Abrasion test according to DIN EN ISO 10545-7: Reached Class PEI 2 without surface treatment. Tested decors: Falling Leaves and Argento.

PEI 2: Tiles for areas with average traffic and medium to low abrasion; e.g. studying rooms, living rooms.

TEST ACCORDING TO ASTM / C-121

Water absorption in unsealed surface + 2,5%.

SLIP CLASS

FLEXI-stone as reached slip classes R9 (Slate) / R10 (Myca).

MAIN COMPOSITIONS

Top layer: (in %)

Oxygen (O)	44,6
Carbon (C)	31,0
Silicium (Si)	13,0
Aluminum (Al)	5,6
Iron (Fe)	3,4
Patassium (K)	2,4

FLEXI-stone is free of formaldehyde.

Back layer: (in %)

Oxygen (O)	73,0
Carbon (C)	26,0

WALL APPLICATIONS







REAL STONE FOR ENHANCING ANY EXTERIOR OR INTERIOR DEVELOPMENTS





INTERIOR APPLICATIONS





BATHROOM RENOVATIONS





LIFESTYLE RENOVATIONS





RECEPTION RENOVATIONS



A NEW MEDIUM FOR ARCHITECTS





**FLEXI COLOURS
TO SUITE
YOUR LIFESTYLE**



100%

NATURAL STONE SURFACE

1,5 MM THIN

COMPLETELY FLEXIBLE

EXTREMELY ROBUST

5 TYPE OF STONES AND 37 COLORS & DECORS
AVAILABLE

16 YEARS EXPERIENCE & QUALITY

FOR WALLS, ROUND COLUMNS, CEILINGS, CURVED
SURFACES, BATHROOMS

TRANSLUCENT MATERIAL AVAILABLE



GREEN GREY



RUSTIC RAINBOW



RAINBOW GREY



SILVER GREY



RAINBOW COPPER



SANDSTONE



BLACK PEARL



BLUE



FOREST



FLEXI-stone

Bend it. Curve it. Stick it.

CALIFORNIA GOLD



FLEXI-stone

Bend it. Curve it. Stick it.

BLACK SHIMMER






INDIAN AUTUMN



COPPER



RAINBOW COPPER



OCEAN BLACK




DESERT ROCK



RAINBOW YELLOW




GALAXY BLACK




GREEN PEARL




GALAXY SILVER



JADE GREEN



SOUTH GREY



RAINBOW RED



ALPINE GREY



MYSTIC WHITE




DARK COPPER



MULTI PINK



CALIFORNIAN GOLD



OCEAN GREEN



FLEXI-stone

Bend it. Curve it. Stick it.

RAINBOW RUBICON



FLEXI-stone

Bend it. Curve it. Stick it.

RUSTED



FLEXI-stone

Bend it. Curve it. Stick it.



FLEXI-stone
Bend it. Curve it. Stick it.

SILVER DRAPE



FLEXI-stone
Bend it. Curve it. Stick it.

TAN BROWN





TEAK WOOD



VINTAGE SHINE



TERESSA RED



VINEER WHITE

VARIOUS APPLICATIONS











GlobalSlabSales (Pty) Ltd

Website: www.globalslabsales.com
email: info@globalslabsales.com



Address: 60 Tugela Street
Ext 10 Lenasia
Gauteng
South Africa
Tel: +27 11 070 7771
Tel: +27 11 057 7771